

## TECLA PORTABLE

**D44017-** \_\_\_\_\_ - \_\_\_\_\_  
 base number      Color      Finish  
                             Temperature      Options

- To build a product code in our configurator select the specify button on the base model # product page
- To build a manual product code on this datasheet choose from the options listed below in blue font and add the suffix to the base model #

### GENERAL

Series: Tecla  
 Brand: Icone  
 Division: Design  
 Mounting Type: Portable  
 Mounting Location: Floor  
 Subcategory: On/Off Switch

### PHYSICAL

Shape: Abstract  
 Length (mm): 790  
 Length (in): 31 1/8  
 Height (mm): 1500  
 Height (in): 59 1/16  
 Light Distribution: Direct  
 Fixture Finish: WHI / BLK  
 Fixture Material: Metal

### ELECTRICAL

Lamp Type: LED  
 Input Wattage (W): 5  
 Dimming: In-Line Dimming  
 Control Gear: Optical Sensor  
 Driver Location: Inline Transformer Plug  
 Input Voltage (V): 120  
 Output Voltage (V): 24

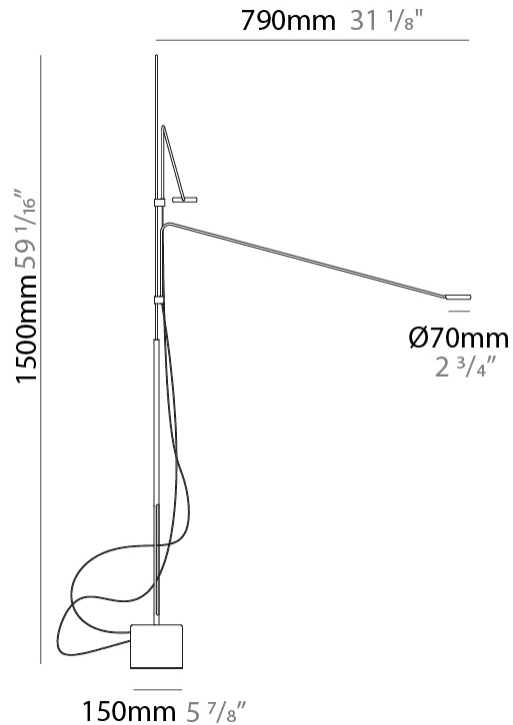
### LED

Number of LEDs: 1  
 Color Temperature (°K): 2700 / 3000  
 Nominal Lumen (lm): 536  
 CRI: >90 CRI  
 Lamp Life (hrs): 50000

### OPTICAL

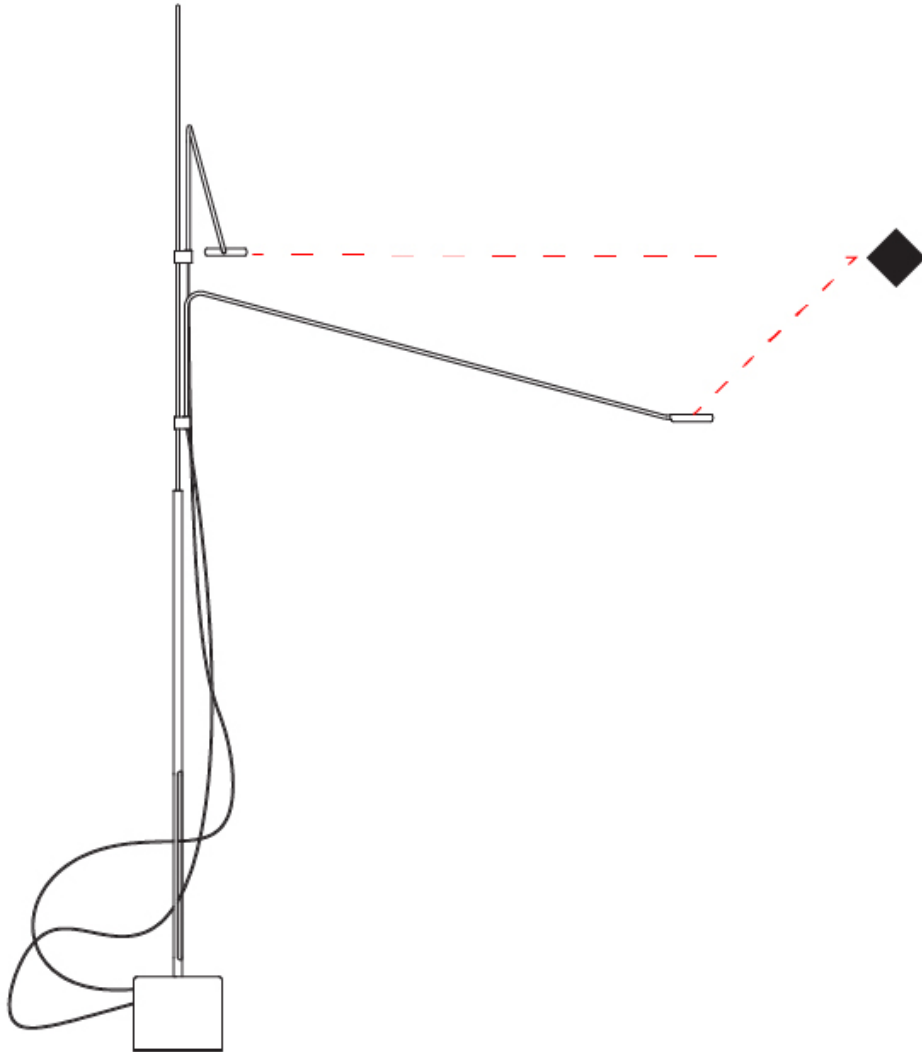
### RATINGS AND CERTIFICATIONS

Certified By: Certified for North American Standards  
 IP rating: IP20



D44017-

|           |
|-----------|
| PROJECT   |
| TYPE      |
| SPECIFIER |
| QUANTITY  |
| DATE      |



D

|           |       |
|-----------|-------|
| PROJECT   | _____ |
| TYPE      | _____ |
| SPECIFIER | _____ |
| QUANTITY  | _____ |
| DATE      | _____ |

## TECLA PORTABLE

**D44018-** \_\_\_\_\_ - \_\_\_\_\_  
 base number    Color    Finish  
                          Temperature    Options

- To build a product code in our configurator select the specify button on the base model # product page
- To build a manual product code on this datasheet choose from the options listed below in blue font and add the suffix to the base model #

### GENERAL

Series: Tecla  
 Brand: Icone  
 Division: Design  
 Mounting Type: Portable  
 Mounting Location: Floor  
 Subcategory: On/Off Switch

### PHYSICAL

Shape: Abstract  
 Length (mm): 790  
 Length (in): 31 1/8  
 Height (mm): 1500  
 Height (in): 59 1/16  
 Light Distribution: Direct  
 Fixture Finish: WHI / BLK  
 Fixture Material: Metal

### ELECTRICAL

Lamp Type: LED  
 Input Wattage (W): 10  
 Dimming: In-Line Dimming  
 Control Gear: Optical Sensor  
 Driver Location: Inline Transformer Plug  
 Input Voltage (V): 120  
 Output Voltage (V): 24

### LED

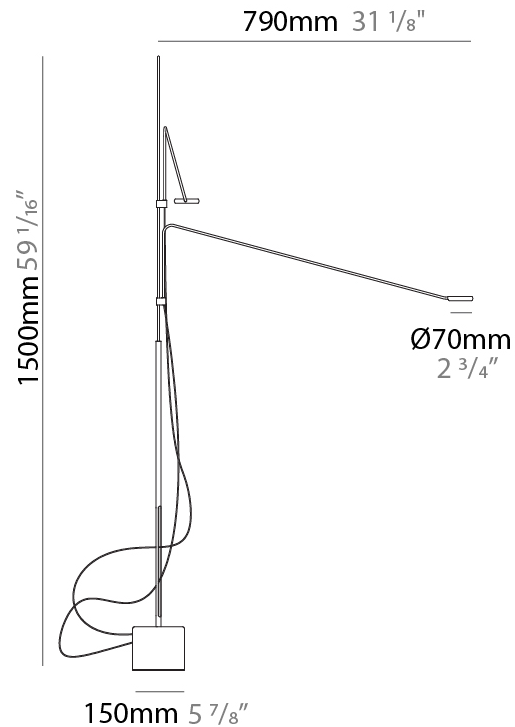
Number of LEDs: 2  
 Color Temperature (°K): 2700 / 3000  
 Nominal Lumen (lm): 1072  
 CRI: >90 CRI  
 Lamp Life (hrs): 50000

### OPTICAL

Adjustability: Rotating

### RATINGS AND CERTIFICATIONS

Certified By: Certified for North American Standards  
 IP rating: IP20



## TECLA PORTABLE

D44018-

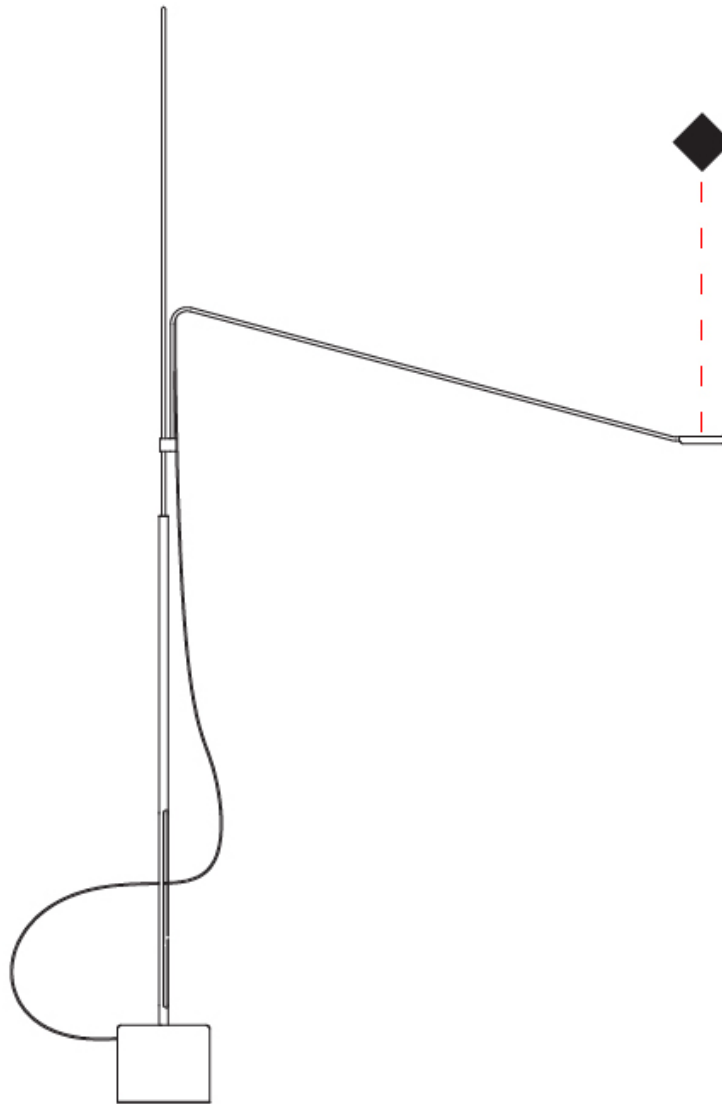
PROJECT

TYPE

SPECIFIER

QUANTITY

DATE



D

## TECLA COLOR FINISH CHART

PROJECT

TYPE

SPECIFIER

QUANTITY

DATE

### Fixture Finish

White - WHI

Black - BLK



**Digital:** Not all screens are calibrated the same, and therefore, colors will appear differently between screens.

**Physical:** When texture is involved, there will be variations in color, character and tone within a product series and between product families.



|           |  |
|-----------|--|
| PROJECT   |  |
| TYPE      |  |
| SPECIFIER |  |
| QUANTITY  |  |
| DATE      |  |

### LEGEND

|   |  |  |
|---|--|--|
| floor-mounted   | pivotal  | special LED (upon request) RGB, RGBW, tunable, gold+, meat+, art+, fashion+                    |
| wall and ceiling: recessed and surface mounted            | rotating   | warm dim / natural dimming LED   |
| ceiling-mounted and wall-mounted                          | illuminate tilted  | rechargeable battery powered   |
| wall-mounted  | color of suspension cable                                    | fixture with natural vivid LED (upon request)  |
| omni-directional light distribution                       | length of suspension cable                                   | color rendering index  |
| direct light distribution                                 | reflector degree selection                                   | color temperature  |
| direct/indirect light distribution                        | super spot   | lumen (luminous flux)  |
| indirect light distribution                               | lens   | efficacy (lumens per watt)   |
| asymmetric light distribution                             | lens pack  | Unified Glare Rating (UGR) range from 5-40   |
| aura light distribution                                   | shine ring   | marine grade (AISI 316 stainless steel)  |
| round wall or ceiling cut-out                             | integrated shine ring with diffuser                          | walk on  |
| square wall or ceiling cut-out                            | free individual colors 01-29                                 | drive on   |
| the supplied jig specifies the cutout dimensions          | individual colors: 00 (free of charge), 01-25 (extra charge) | Dark Sky Compliance  |
| minimum distance (meters) lamp - object                   | luminaire part to be colored (F1)                            | Americans with Disabilities Act (less than 4" off the wall located between 27"-84" from floor) |
| recessed depth  | luminaire part to be colored (F2)                            | lamp protected against explosion   |
| ceiling thickness in mm                                   | luminaire part to be colored (F3)                            | blown glass using traditional methods by master glass blower                                   |
| ceiling thickness selection                               | luminaire part to be colored (F4)                            | acoustic material  |
| dimmable DP (phase), DV (0-10V), DD (dali), DS (step-dim) | luminaire part to be colored (F5)                            | protection class I, protection insulation  |
| included or excluded LED driver/transformer/control gear  | color of 3-circuit adaptor                                   | protection class II, protection insulation   |
| separately switchable                                     | indirect diffuser  | ETL Certified to UL and CSA Standards  |
| sensor  | direct diffuser  | UL Certified to UL and CSA Standards   |
| remote control  | ball-proof (upon request)                                    | CSA Certified to UL and CSA Standards  |
| available upon request                                    | accessory  | Certified for North American Standards   |

### IP RATING

|      |  |
|------|--|
| IP20 | protected against ingress of solid bodies greater than 12.5mm (finger)   |
| IP33 | protected against ingress of solid bodies greater than 2.5mm<br>protected against sprays of water up to 60 degrees from the vertical (rain)      |
| IP40 | protected against ingress of solid bodies greater than 1mm (wire)<br>no protection against the ingress of moisture                               |
| IP43 | protected against ingress of solid bodies greater than 1mm (wire)<br>protected against sprays of water up to 60 degrees from the vertical (rain) |
| IP44 | protected against ingress of solid bodies greater than 1mm (wire)<br>protected against water splashed from all directions                        |
| IP54 | protected against limited ingress of dust (wet rooms/covered outdoor areas)<br>protected against water splashed from all directions              |
| IP65 | protected against ingress of dust<br>protected against jets of water   |
| IP66 | protected against ingress of dust<br>protected against powerful jets of water or heavy seas  |
| IP67 | protected against ingress of dust<br>protected against immersion of water between 15cm - 1m for 30 minutes                                       |
| IP68 | protected against ingress of dust<br>protected against immersion of water under pressure for long periods  |

### IK RATING

|      |   |
|------|---|
| IK01 | protected against 0.14 joules impact (equivalent to 0.25kg mass dropped from 56mm above the surface)  |
| IK02 | protected against 0.2 joules impact (equivalent to 0.25kg mass dropped from 80mm above the surface)   |
| IK03 | protected against 0.35 joules impact (equivalent to 0.25kg mass dropped from 140mm above the surface) |
| IK04 | protected against 0.5 joules impact (equivalent to 0.25kg mass dropped from 200mm above the surface)  |
| IK05 | protected against 0.7 joules impact (equivalent to 0.25kg mass dropped from 280mm above the surface)  |
| IK06 | protected against 1 joules impact (equivalent to 0.25kg mass dropped from 400mm above the surface)    |
| IK07 | protected against 2 joules impact (equivalent to 0.5kg mass dropped from 400mm above the surface)     |
| IK08 | protected against 5 joules impact (equivalent to 1.7kg mass dropped from 300mm above the surface)     |
| IK09 | protected against 10 joules impact (equivalent to 5.0kg mass dropped from 200mm above the surface)    |
| IK10 | protected against 20 joules impact (equivalent to 5.0kg mass dropped from 400mm above the surface)    |